



The Year Implant Course 2019

INTRODUCTION

Formally launched in 2014, The Campbell Academy's mission statement is to provide exceptional, ethical education in dentistry and, so far, we have been able to provide a fantastic series of courses based on our previous education programmes.

We have a philosophy in implant dentistry where we feel that people beginning to train in the discipline must undertake a five-year project to become capable, competent and ethical practitioners, leading to a situation where they are able to place a minimum of fifty implants a year. Below this number we feel that it is difficult for people to remain competent and we are committed to assisting our delegates and friends who attend our courses to achieve this goal.

The Year Implant Course has been designed entirely with this in mind, with an education faculty of exceptional quality together with hands-on, practical and delegate surgery on patients that they have selected and planned themselves. Following on from this, delegates will be introduced to The Straumann Clinical Mentoring Scheme in association with The

Campbell Academy in order to be able to continue to facilitate their development in implant dentistry. The Campbell Academy also offers a host of more advanced courses for practitioners as they develop their implant career including our Year Two Implant Course.

Our aim is to produce a community of like-minded individuals who have the patients' best interests at heart at all times and are keen to become competent, caring and ethical implant practitioners for the remainder of their careers. If that sounds like you and you are interested, then please don't hesitate to contact us.



PLAY VIDEO

OUR PHILOSOPHY IN IMPLANT DENTISTRY

Watch Academy Directors Colin Campbell and Andrew Legg discuss The Campbell Academy philosophy in implant dentistry.



VENUE & DATES

With didactic dates being based at a venue close to Nottingham city centre and clinical days at The Campbell Clinic we are able to provide an exceptional teaching environment for all course delegates.

The Campbell Clinic

173 Loughborough Road
West Bridgford
Nottingham
NG2 7JS
Tel: 0115 982 3913

Brewhouse & Kitchen

Trent Bridge Buildings
West Bridgford
Nottingham
NG2 2GS
Tel: 0115 986 7960

Days 1 & 2 - 24th & 25th January 2019

Days 3 & 4 - 7th & 8th March 2019

Days 5 & 6 - 2nd & 3rd May 2019

Day 7 - 24th May 2019

Days 8 & 9 - 27th & 28th June 2019

Day 10 - 6th September 2019

Day 11 - 27th September 2019

Day 12 - 18th October 2019

OUR AIM

To provide a comprehensive foundation in implant dentistry covering both theoretical and practical elements of the discipline giving delegates the confidence they need to begin placing implants at their own practice.

Objectives

By the end of the course each delegate will:

1. Have a good foundation knowledge of the scientific basis of implant dentistry.
2. Be able to assess patients comprehensively with a view to providing dental implants as a treatment option. This will include appropriate special tests, the ability to report CBCT scans, and be able to apply this to multi-disciplinary patient cases.
3. Be able to provide straightforward implant surgical treatment to patients under supervision, including all planning aspects and post-operative care (in accordance with the SAC classification).
4. Be able to provide restorative treatments to straightforward implant cases, including single units and straightforward bridge work. This will include impression taking, abutment selection and restoration selection.
5. Have an appreciation on how dental implants can be used within their own practices to provide more comprehensive care to their patients and market this accordingly.

COLIN CAMPBELL

Director - The Campbell Academy
Clinical Director - The Campbell Clinic

BDS FDS RCS
Specialist in Oral Surgery
GDC reg no: 70058



In 1997, Colin became a Fellow of the Royal College of Surgeons of Edinburgh (by examination). He also entered dental practice in 1997 and began to build a referral service in oral surgery and implant dentistry. In 1999, Colin became a General Dental Council Registered Specialist in oral surgery.

In 2005, he was elected to Fellowship of the International Team for Implantology, a network of 650 elected professionals worldwide who promote implant dentistry by research, education and development (approximately 50 people in this network are from the UK). He is a Member of the ITI Education working group responsible for developing education to healthcare professionals in implant dentistry and has personally developed many courses in this field.

Colin is a Member of the Association of Dental Implantology - www.adi.org.uk and, in 2009, became director in Campbell and Peace Specialist Practice. He took over 100% of the practice in 2013 to form The Campbell Clinic.

Colin has placed and restored over 4000 implants; he has also carried out over 10,000 surgical procedures. He is responsible for mentoring dozens of dentists and introducing them to implant dentistry for the benefit of their patients, and has also lectured nationally for over 10 years on implant dentistry and oral surgery.

Colin has been providing expert witnessing services for eight years in dozens of cases and has appeared in county and criminal courts as an expert.

Dr Andrew Legg graduated from the University of Manchester in 2001. He joined a large dental practice in South Manchester the same year becoming an associate in 2002. He then became a partner in August 2003 following the departure of two esteemed colleagues. This extensive experience in general practice has given Andrew grounding in all aspects of dental care allowing a fully comprehensive approach to patient care.

In 2004 Andrew began his postgraduate training in Oral Surgery and Implant Dentistry and has since undertaken over 500 hours of training including Advanced Surgical Training at the Royal College of Surgeons.

Andrew has experience with several of the major implant systems and is experienced in all aspects of surgery including bone and sinus grafting. He has a particular interest in immediate full arch implant dentistry and has completed several hundred cases using a variety of techniques. Recently, in his role at The Campbell Academy, Andrew has developed the first Straumann Pro Arch course in the UK and is working closely with Straumann to develop this provision across the country.

Andrew is passionate about the use of dental implants in helping restore patients to a more natural form and function and believes they play a pivotal role in improving the quality of life and general health in patients.

ANDREW LEGG

Director - The Campbell Academy
Implant Dentist

BDS MFDS RCS Ed England
GDC reg no: 79203



COLIN BURNS

Implant Dentist

BDS MFDS RCS MSc
in Implant Dentistry
GDC reg no: 65349



Colin Burns is an Implant Dentist from Glasgow, based at the award winning Scottish Centre for Excellence in Dentistry, a Practice that looks after over 900 referring Dentists.

Colin is a Fellow of the International Team for Implantology (ITI), an ITI mentor, and a ITI Registered Speaker.

He is very active in ITI education; he teaches on the Foundation Course, Restorative Courses, and Nurses Courses. He mentors Dentists in several Practices.

Colin places and restores dental implants, and provides bone grafting, sinus grafting and all aspects of implant dentistry. His particular area of interest is implant surface technology, bone biology and bone regeneration, in which he achieved his MSc in Implant Dentistry (with Merit) from the University of Warwick.

Colin qualified from Glasgow University in 1990 and received his MFDS MRCS from The Royal College of Surgeons in 2005.

Michael qualified in 1998 before achieving his PhD in 2001 from the University of Basel. He continued his training in Oral Surgery and Stomatology in Basel before becoming a board certified Oral Surgeon in June 2003.

Michael was previously an associate Professor at the University of Bern until he was recently appointed in 2016 the Clinical Professor in Oral and Maxillofacial Radiology in the Faculty of Dentistry, The University of Hong Kong.

Michael is a board certified Oral Surgeon with extensive experience in dental radiology, Cone Beam CT and Oral Surgery including GBR and bio-resorbable membranes.

He was instrumental in the production of the CBCT guidelines for the AO, EAO and was involved as a group leader in the most recent ITI Consensus Meeting where he reported on the CBCT guidance. Michael is an experienced pioneer in the use of CBCT in implant dentistry and his experience is second to none.

MICHAEL BORNSTEIN

Clinical Professor in Oral and
Maxillofacial Radiology, The
University of Hong Kong, Prince
Philip Dental Hospital



KAREN WALKER

Dental Hygienist

CEB Dip Dental Hygiene
Scotland

GDC reg no: 4748



Karen qualified from Edinburgh in 1994 and immediately moved to Nottingham. Having worked in both NHS and Corporate practices over the years, she now works full time in Specialist Practice – The Campbell Clinic.

Her role is to provide NSPT for referred Perio patients, and both Pre-op and Maintenance for Implant patients. Seven years ago Karen developed Protocols based on Oral Hygiene and Risk for all patients undergoing implant treatments.

Karen lectures to Dentists on Implant Maintenance and runs her own courses for Hygienists. Karen has Speaker Status for the International Team for Implantology (ITI) and has spoken at their International Congress and regularly speaks at ITI study clubs. She is also a member of The Association of Dental Implantology (ADI) and spoke at their Members Forum in November 2013 on Implant Complications managed by the Dental Hygienist. She also lectured at the ADI Team Congress in May 2015, using case presentations from her own clinical practice. Karen is the current elected DCP Committee Representative for the ADI. In June 2013, Karen was invited to be an Opinion Leader with Dentsply/Cavitron.

Karen is a supporter of Dentaid and travelled to Uganda in 2008 as a volunteer with a group of Dentists and Hygienists.

Neil is a specialist in Restorative Dentistry and appointed as Consultant in Restorative Dentistry at the Queen's Medical Centre, Nottingham. His specialist training was completed at Guy's, King's and St Thomas's Dental Institute, and St George's and Mayday Hospitals, London. Prior to this, he worked in the dental teaching hospitals of Sheffield and Leeds, having been in general practice in Norwich. Neil is also a Fellow of the Royal College of Surgeons of Edinburgh and a General Dental Council specialist in Endodontics, Prosthodontics, Periodontics and Restorative Dentistry. Neil is interested in the areas of adhesive fixed prosthodontics, endodontics and the implant rehabilitation of patients with defects related to dental cancer or trauma. His implant team was awarded the National Smile Award 2009 for facial reconstruction and we were very proud of this achievement. He is particularly interested in the area of tooth wear and has lectured, published articles and carried out clinical research in this field.

Neil has contributed to the dental literature and published articles in dental journals, including the European Journal of Prosthodontics and Restorative Dentistry, British Dental Journal, Journal of Oral Rehabilitation and Dental Update. He is keen to develop the skills of local practitioners and is actively involved in postgraduate education, having provided lectures and hands-on courses at local and national level. He has lectured at national conferences and been involved in the expert panel discussion sessions. Neil is committed to continuous professional development to keep abreast of the current literature and clinical techniques and has attended national and international conferences. He is a member of the British Society for Restorative Dentistry, Restorative Dentistry UK, British Society for Periodontology and the British Endodontic Society. He sits as a council member for the British Society for Prosthodontics and is the Honorary Treasurer.

NEIL POYSER

Consultant in Restorative Dentistry

BDS MFDS RCSEd FDS
(Rest Dent) RCSEd



CHRIS BARROW

Business Coach
7Connections Partner
7Explorers Partner



Chris Barrow has been active as a consultant, trainer and coach to the UK dental profession for over 23 years. Chris spent the first 17 years of his working life in the corporate sector and followed this with 29 years of running small private businesses. The different dynamics of both worlds have given him the valuable gift of knowing how to operate and communicate in both.

In 1993, Chris decided to make the transition to from financial services to business coaching and became one of the first UK students at Coach University, from where he graduated as a certified coach. Recognising the opportunity in the dental profession, 1997 saw the creation of The Dental Business School (DBS) and the development of a 12-month business coaching programme for dental practice owners and their teams, delivered to over 1000 UK dental practices in the following 10 years.

Chris acts as a Non-Executive Director for dental micro-corporates as well as continuing his freelance consultancy work for independent practices.

He has co-founded 7connections, a company that provides digital marketing services to independent dentists and other vertical markets. Chris has also co-founded 7explorers, a bespoke exploratory, remote travel and expeditionary organisation.

Chris is an advisor to the dental charity Bridge2Aid. In 2012 he appeared as a “castaway” in the first season of the popular reality TV show “The Island with Bear Grylls”. His main professional focus is as Coach Barrow, providing coaching and mentorship to independent dentistry.

Beatriz began her studies in Barcelona University (Spain) and soon started developing a special interest in oral surgery. She completed a postgraduate course in the field, focused in the removal of impacted wisdom teeth. After moving to England in 2010, she enrolled in her first formal postgraduate implant course, in the UCL Eastman Dental Institute (PG Dip), London. Once finished, she wanted to continue studying and gaining experience leading to her joining the University of Central Lancashire MSc which she is currently completing with great success.

Bea has been involved in different formative programs as a student meaning she is well aware of the learners necessities and can talk from a very close perspective to the students' views. She has also been involved in teaching and lecturing at different levels both in practical and theoretical fields, from being an assistant teacher at University of Barcelona, to being awarded the best oral presentation in the National Prosthodontics Spanish Congress. Last year she joined the team of speakers at The Campbell Academy and gets involved in different activities organised.

BEATRIZ SANCHEZ

Dental Surgeon



GREGOR McGLASHAN

BDS MFDS RCPS(Glas)



Gregor qualified from the University of Glasgow in 2001. In 2004 he was awarded membership of the faculty of dental surgery from the Royal College of Physicians and Surgeons Glasgow.

Since qualifying Gregor has worked in a variety of dental specialities including oral and maxillofacial surgery and paediatric dentistry, in Glasgow, Liverpool and Northern Ireland.

Gregor joined the team at Rosconnor Specialist Clinic in 2017. His interests are in the surgical and restorative aspects of helping rehabilitate patients with dental implants. He is also committed to continual professional development and in developing cultural change in bridging 'the gap' from theory to application in dental practice based education.

Anna qualified from Leeds University in 2000 and went on to work in Oral and Maxillofacial surgery at the Leeds General Infirmary and became a member of the Royal College of Surgeons of England in 2002.

In 2003 she became a Clinical Lecturer in Oral surgery at the University of Birmingham Dental School. She gained extensive teaching experience to both undergraduates and postgraduates, a higher education teaching qualification, and was involved in world class research in pain management and surgery.

Since leaving the hospital in 2011, in search of the perfect work-life balance, she has worked as a general dentist with a special interest in Oral Surgery. She has been placing implants for some years and completed a number of Implant courses and Surgery courses at the Royal College of Surgeons. She runs a Primary Care Oral Surgery Service in the Midlands from her practice in Warwick.

She became a member of the Campbell Academy 'Tribe' in 2013 as a delegate and was invited back to lecture on the Year Implant Course. She is an Oral Surgery Mentor for the Royal College of Surgeons and mentors Dentists in practice.

ANNA McDONAGH

Dental Surgeon



DAY I

Introduction, Marketing and The Straumann Mentoring Scheme

Topics to be discussed (am)

- Introduction to The Year Implant course to include:
 - How the course will run
 - What we expect from you
 - What you should expect from us
 - We will discuss the FGDP training standards
 - How to find patients
 - The Academy Laboratory

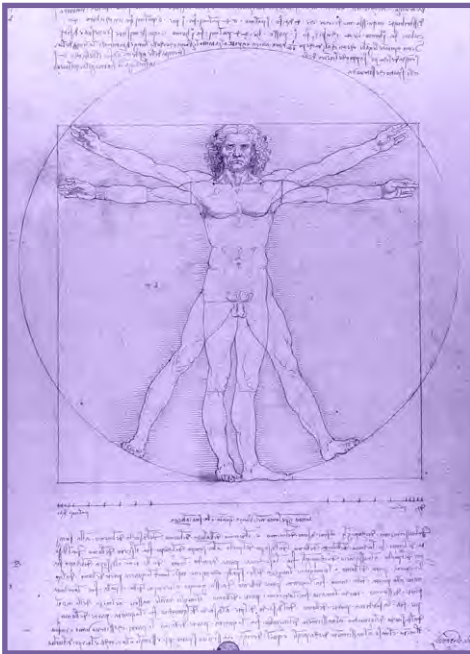
Topics to be discussed (pm)

- The 5 year philosophy of implant training at The Campbell Academy to include:
- Introduction of The Straumann Clinical Mentoring Scheme
- Continuation of training
- Year 2
- Marketing of dental implants in general practice

"I have just completed the year implant course with the Campbell Academy team. It is a total game changer. The course is well thought out, structured and organised."

Topics to be discussed throughout the day

- Basic anatomy and physiology in relation to dental implants- inc relevant structures, bone physiology and wound healing
- Pathology of the upper and lower jaw in relation to dental implants
- Biomechanics- Osseointegration, implant design, surfaces
- Dental materials related to implant dentistry- implant components, restorative
- Pharmacology relating to implant surgery- LA, analgesics, antibiotics



"This course was utterly fantastic. The mix of hands on practice, didactic teaching, audio-visual aided demonstrations and real life hands on experience was perfect."

DAY 2

The Scientific Basis of Implant Dentistry

DAY 3

General Medicine and Medical Conditions Related to Management of the Dental Implant Patient (Morning)

Radiographic Assessment of the Implant Patient (Afternoon)

General Medicine and Medical Conditions Related to Management of the Dental Implant Patient

Topics to be discussed (am)

- Medical History taking
- Medical conditions related to implant surgery
 - Bisphosphonates
 - Anticoagulants
 - Diabetes
 - Immunocompromised patients
 - Autoimmune disease
- Smoking and alcohol
- Medical emergencies and implant surgery

Radiographic Assessment of the Implant Patient

Topics to be discussed (pm)

- Initial Radiographic assessment – Periapical and OPG
- Radiation Protection and patient selection
- Reporting radiographs
- Quality Assessment
- Cone Beam CT
 - Uses and indications in implant dentistry
 - Current guidelines
 - Anatomy
 - Implant Planning
 - Reporting CBCT scans

Surgical Skills

Topics to be discussed (am)

- Basic Surgical Skills
- Flap Design
- Soft tissue management
- Suturing
 - Analgesics, antibiotics and steroids
 - Suture types and techniques
- Hands on surgical exercise with pigs heads as well as a suturing exercise with suture pads
- Post operative care;
 - Analgesics, antibiotics and steroids

Implant Complications and Medicolegal aspects of implant treatment

Topics to be discussed (pm)

- Fail to plan, plan to fail
- Planning complications
- Surgical Complications
- Restorative Complications
- How to avoid complications

“After completing the Campbell Academy course for Implants, I feel it has provided an excellent foundation to base further training in my career.”

DAY 4

Surgical Skills (Morning)

Implant Complications and Medicolegal aspects of implant treatment (Afternoon)

DAY 5

Treatment Planning of the Implant Patient

Topics to be discussed (am)

- Case assessment for implants
- Patient selection
- Local and systemic considerations
- Radiographic assessment
- Complexity of treatment, SAC classification
- Restorative driven approach with 3D positioning
- Single implant, 3 unit bridge, 2 implants and denture (straightforward as per SAC)
- Consideration of the Prognosis of remaining teeth
- Formulating the treatment plan
- Consent and writing a treatment plan

Topics to be discussed (pm)

- Planning for Implant Surgery
- Study Models, Facebow, Wax Up
- Stent/ drilling guide production
- Size of implant
- How Many Implants?
- Single implant, 3 unit bridge, 2 implants and denture (straightforward as per SAC)
- Temporisation of the implant patient
- Introduction to aesthetic implant placement

Topics to be discussed (am)

- A comprehensive review of The Straumann Implant System to include:
 - Brief history of Straumann/ITI Implants
 - Implant design and the difference between Bone Level and Tissue Level
 - Straumann drilling protocol
 - Implant placement
 - Implant stability
 - Cover Screws and Healing Abutments- when and why?
 - Hands on practical placing implants into Straumann models

Topics to be discussed (pm)

- Introduction to guided bone regeneration (GBR);
 - Short introduction to GBR
 - Hands on practical with the Geistlich models.
- Aesthetic implant placement
- Risks
- Pink and White aesthetic scores


“All the team are passionate educators and put a tremendous effort into helping each and every delegate grow their skills safely and with confidence. They have focused on intimate small group teaching, and, as a result you get a massive return for your investment.”

DAY 6

Implant Surgery with the Straumann Implant System

DAY 7

Hands-on Surgery



PLAY VIDEO

This is the first of our clinical days. Here, delegates will bring their own patients and carry out straightforward implant placements under supervision from our faculty supervisors. Moreover, delegates will have the opportunity to watch other surgeries take place from our conservatory via our live audio visual system.

To get the very most out of this day, we encourage our delegates to begin the process of looking for patients as soon they sign up to The Year Implant course. We will provide you with a Guide for Patient Selection, a Treatment and Lab Price List and will also invite you to a dropbox folder in order for you to share any cases that you have with our faculty.

“The hands on aspect of the course enables you to place your first implant in patients, which boosts your confidence and allows you to experience implant surgery in a controlled environment.”

Topics to be discussed on day 8

- Review of prosthetic-driven implant planning.
- Second stage implant surgery.
- Implant impressions:
 - Open tray
 - Closed tray
 - Multiple implants
 - Customising impressions
- Cement retained vs screw retained.
- Hands-on impression taking.

Topics to be discussed on day 9

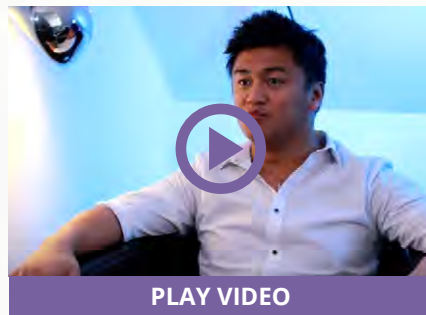
- Abutment selection:
 - Type
 - Materials
 - CAD CAM Design
- Choice of restoration material.
- Single tooth.
- Multiple teeth.
- Reconstruction in the aesthetic zone:
 - Temporary restorations (implant)
- Occlusal considerations.
- Restorative complications.

DAY 8 & 9

A theoretical and practical overview of implant restoration

DAY 10

Hands-on Surgery and Restorative



This is the second of our clinical days. Here, delegates will bring their own patients and carry out simple implant placements under supervision from our faculty supervisors. Moreover, delegates will have the opportunity to watch other surgeries take place from our conservatory via our live audio visual system.

To get the very most out of this day, we encourage our delegates to begin the process for looking for patients as soon they sign up to The Year Implant course. We will provide you with a Guide for Patient Selection, a Treatment and Lab Price List and will also invite you to a dropbox folder in order for you to share any cases that you have with our faculty.

Delegates who have placed implants at our first surgery day will begin the process of implant reconstruction.



This is the third of our clinical days. Here, delegates will bring their own patients and carry out simple implant placements under supervision from our faculty supervisors. Moreover, delegates will have the opportunity to watch other surgeries take place from our conservatory via our live audio visual system.

To get the very most out of this day, we encourage our delegates to begin the process for looking for patients as soon they sign up to The Year Implant course. We will provide you with a Guide for Patient Selection, a Treatment and Lab Price List and will also invite you to a dropbox folder in order for you to share any cases that you have with our faculty.



“There are a multitude of implant courses in the UK market, however, I doubt any come close to the quality and outstanding value this course offers. Do not hesitate, get on it. You will love it!”

DAY 11

Hands-on Surgery and Restorative

DAY 12

Introduction to Advanced and Complex Implantology (Morning)

Implant Maintenance (Afternoon)

Introduction to Advanced and Complex Implantology

Topics to be discussed (am)

- Review of what constitutes a simple case.
- Introduction into advanced and complex cases:
 - Large GBR cases
 - Sinus grafting
 - Bone grafting
 - Full arch cases

Implant Maintenance

Topics to be discussed (pm)

- The role of the hygienist/therapist in implant treatment.
- Pre-surgery treatment.
- Periodontal/Implant interface.
- Baseline measurements, radiographs and probing (PPD).
- Monitoring and review protocols.
- Perimplant mucositis and Perimplantitis:
 - Causes
 - Treatment protocols

Final wrap up and presentation of certificates.

KEY FEATURES OF THE COURSE

1. Exceptional clinical faculty from academic and practice backgrounds to provide the broadest possible range of educational opportunities.
2. A course which is heaped full of hands on and practical elements to get you better at basic surgical skills and into implant placement as soon as possible.
3. State-of-the-art training facilities for the course based in Nottingham.
4. Twelve days of teaching over 10 months, including lecture-based teaching, discussion groups, hands-on practical sessions, further reading opportunities, evidence-based discussion, full clinical exposure to patients in a supervised environment and mentoring opportunities in a structured nationwide mentoring programme in line with GDC guidance.
5. Clinical mentoring using the Straumann Clinical Mentoring data platform developed by The Campbell Academy.
6. Online collaboration and discussion between delegates and faculty in between course modules to learn as much as possible.

HOW TO BOOK

Book online

www.campbellacademy.co.uk

Email us

info@campbellacademy.co.uk

Call us

0115 9823 919

Course Fee

£9,900 including VAT

10% OFF

If you bring a friend we would be delighted to offer you BOTH a 10% discount off the price of one of our courses.

20% OFF

If you bring three friends then we can give you ALL a 20% discount.

OUR SPONSORS



WHAT IF YOUR CHILD had toothache and no hope of help



Its effects are **not mild** or inconsequential, they are **agonising, debilitating** and **inescapable**.



70% of the world has **no access** to a dentist **but**

£5 will give access to **emergency treatment** for the **whole family** in East Africa

Visit www.bridge2aid.org/whatif to find out how you can help

0845 8509877 @Bridge2Aid Facebook.com/Bridge2Aid

Bridge2Aid is a UK registered charity no 1092481

VIDEO GALLERY



PLAY VIDEO

Gregor McGlashan
BDS MFDS RCPS (Glas)
The Year Implant Course
Testimonial



PLAY VIDEO

Chris Navarro
BDS MFGDP
The Year Implant Course
Testimonial



PLAY VIDEO

Johnny Stroud
BChD Leeds
The Year Implant Course
Testimonial



PLAY VIDEO

Andrew Isaac, BDS (London) MJDF
RCS (Eng), The Year Implant Course
Testimonial



PLAY VIDEO

The philosophy